



Solve each problem.

- 1) The rectangle below has the dimensions $3 \cdot 10$. Create a rectangle with the same area, but a different perimeter.



- 2) The rectangle below has the dimensions $5 \cdot 8$. Create a rectangle with the same area, but a different perimeter.



- 3) The rectangle below has the dimensions $4 \cdot 5$. Create a rectangle with the same area, but a different perimeter.



- 4) The rectangle below has the dimensions $2 \cdot 2$. Create a rectangle with the same area, but a different perimeter.



- 5) The rectangle below has the dimensions $6 \cdot 6$. Create a rectangle with the same area, but a different perimeter.



Answers

1. _____

2. _____

3. _____


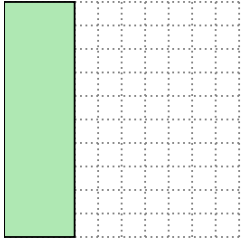
4. _____

5. _____



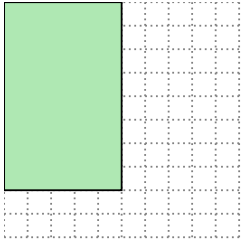
Solve each problem.

- 1) The rectangle below has the dimensions $3 \cdot 10$. Create a rectangle with the same area, but a different perimeter.



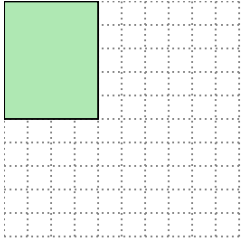
$5 \cdot 6$

- 2) The rectangle below has the dimensions $5 \cdot 8$. Create a rectangle with the same area, but a different perimeter.



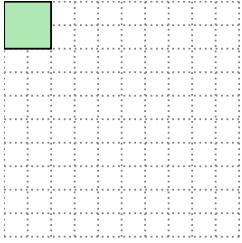
$4 \cdot 10$

- 3) The rectangle below has the dimensions $4 \cdot 5$. Create a rectangle with the same area, but a different perimeter.



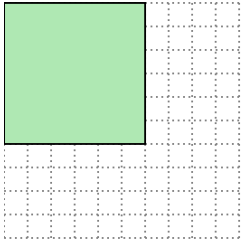
$2 \cdot 10$

- 4) The rectangle below has the dimensions $2 \cdot 2$. Create a rectangle with the same area, but a different perimeter.



$1 \cdot 4$

- 5) The rectangle below has the dimensions $6 \cdot 6$. Create a rectangle with the same area, but a different perimeter.



$4 \cdot 9$

Answers

1. $5 \cdot 6$

2. $4 \cdot 10$

3. $2 \cdot 10$

4. $1 \cdot 4$

5. $4 \cdot 9$